

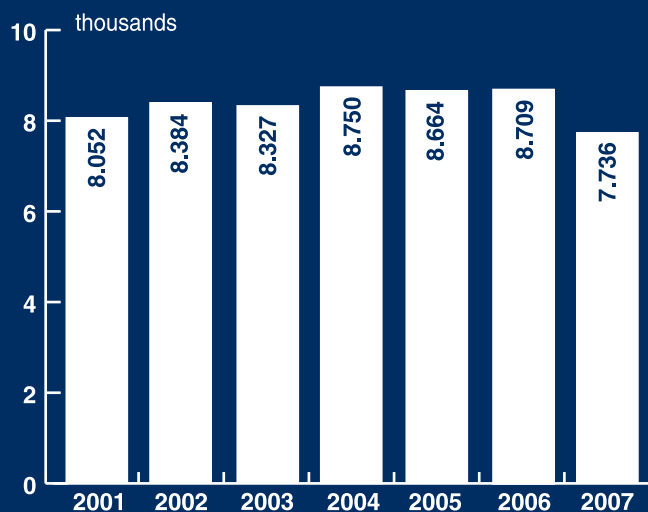
Hospital in numbers

	2008	in full operation
Beds	218	393
Operating rooms	9	18
Medical staff	139	
Nursing staff	185	
Other health and technical staff	105	
Patients from other regions	20%	
Average hospitalisation time (days)	4,4*	

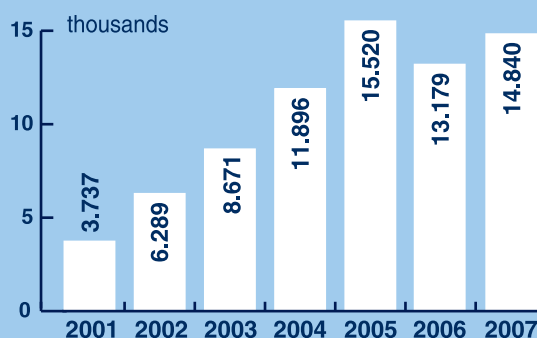
* National average: 6.5 days (Source: Ministry of Health, 2007)



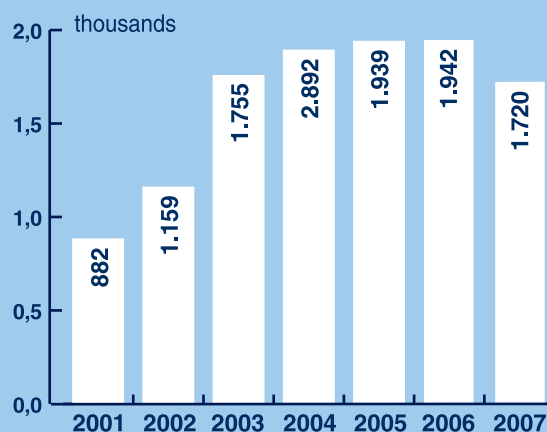
PATIENT ADMISSIONS



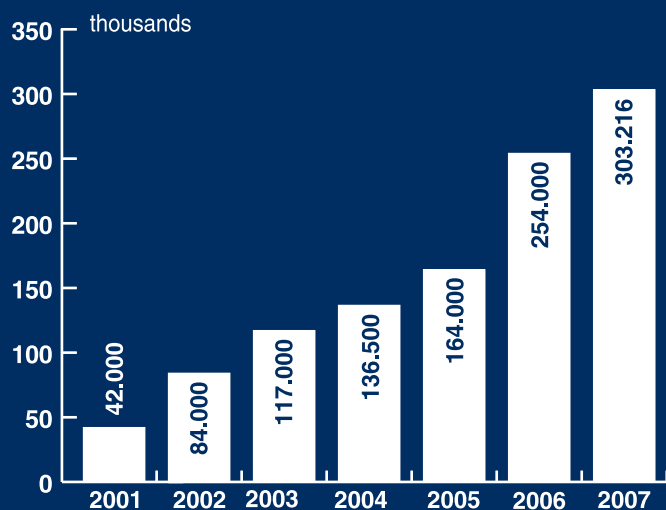
DAY-HOSPITAL ADMISSIONS



DAY-SURGERY DISCHARGES



OUT-PATIENT VISITS



HEALTH CENTRE FOR THE ELDERLY

Out-Patient visits	114.466
Beds available (Geriatrics + Rehabilitation)	12+12
Patient admissions (Geriatrics)*	385
Medical staff	11
Nursing staff	19
Other staff	21

* Post-acute hospitalisation (Rehabilitation): 3.225

Data refer to 2007 and are included in the total figures reported for the University Hospital (see above and charts), of which CESA is a part.